




- 1 Use the assessment in the Strategic Workforce Planning Wizard to assess the health of your company's Workforce Planning process: <http://cewd.org/documents/wizard/documents/Q1-WorkforcePlanningAssessmentTool.docx>.



- 2 Verify that your company's jobs are posted on CEWD's jobs sites, <https://getintoenergy.jobs> and <https://troopstoenergy.jobs>
- 3 Make sure that your company is registered on the Troops to Energy Jobs Registration site at <http://www.troopstoenergyjobs.com/registration> and the Get Into Energy NEEN Registration site at <http://getintoenergy.com/registration>
- 4 Add the link to Get Into Energy on your company website: <http://getintoenergy.com/about/badge>



- 5 Verify that your education partners are registered in NEEN (National Energy Education Network). If not, nominate them using the link on the CEWD homepage: <http://cewd.org/neen-educators>
- 6 Include the link for the Get Into Energy Test Prep self-study on your company recruiting page: <http://getintoenergy.com/test-prep>
- 7 Hold a meeting or webinar to educate others in your company on the resources available through CEWD: <https://cewd.org/wizard>



- 8 Join a State Energy Workforce Consortium: <http://cewd.org/about/state-consortia>
- 9 Attend a CEWD regional meeting and the Annual Summit: <https://cewd.org/events>
- 10 Join a CEWD Community of Practice: <https://cewd.org/communities-of-practice>